

REPORT ON ANALYSIS OF STUDENTS' FEEDBACK

SESSION: 2018-2019



Submitted By

FEEDBACK ANALYSIS COMMITTEE

KHAGARIJAN COLLEGE


NAGAON: ASSAM

FEEDBACK COMMITTEE


The Feedback Analysis Committee constituted with following members

1. Sri Chow Kotong Lungking (Convener)
2. Sri RameswarKurmi (Co-Ordinator, IQAC & Member)
3. Sri Deepak Kumar Sarkar (Member)

The committee prepared its report in due time and submitted to the Internal Quality Assurance Cell, Khagarijan College, Nagaon, Assam.



Sri Chow Kotong Lungking
Convener



Sri Rameswar Kurmi
Coordinator
IQAC & Member



Sri Deepak Kumar Sarkar
Member

INTRODUCTION

Feedback is corrective information or statements of opinion about an action, event or process to the original. It plays an important role by improving academic and work culture of an institution. A properly planned as well as chalked out feedback system may helps in improvement of services provided by the institution depends upon the level of satisfaction of its all stakeholders.

METHODOLOGY

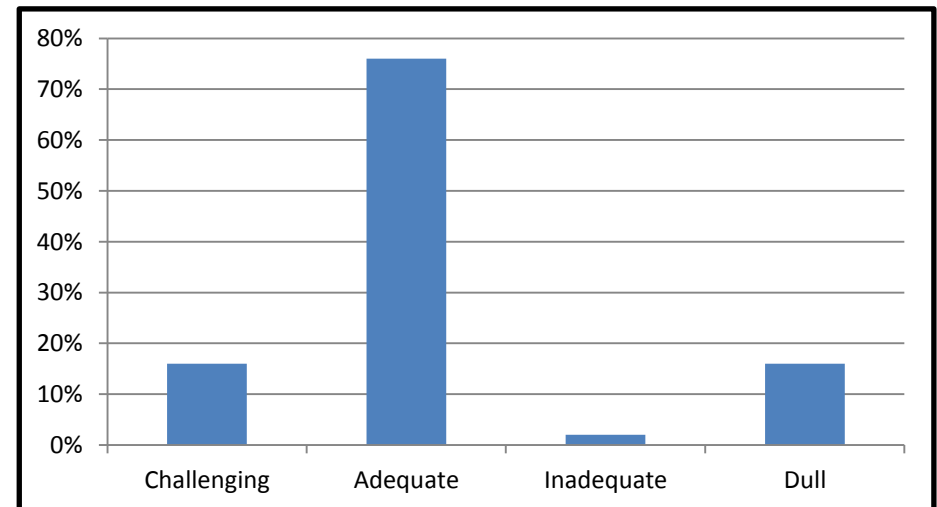
A prescribe Performa of feedback for students on curriculum and teaching-learning process has been prepared and distributed randomly among the students of B A 6th Semester students at the end of academic session 2018-2019. Out of 251 students 160 sample students have been taken into consideration for feedback analysis.

ANALYSIS OF STUDENTS' FEEDBACK

The feedback Performa includes three dimensions namely Curriculum, Teachers and Information Resources of the college. A simple statistical method of percentage and graphical representation of data has been applied in analysis of students' feedback.

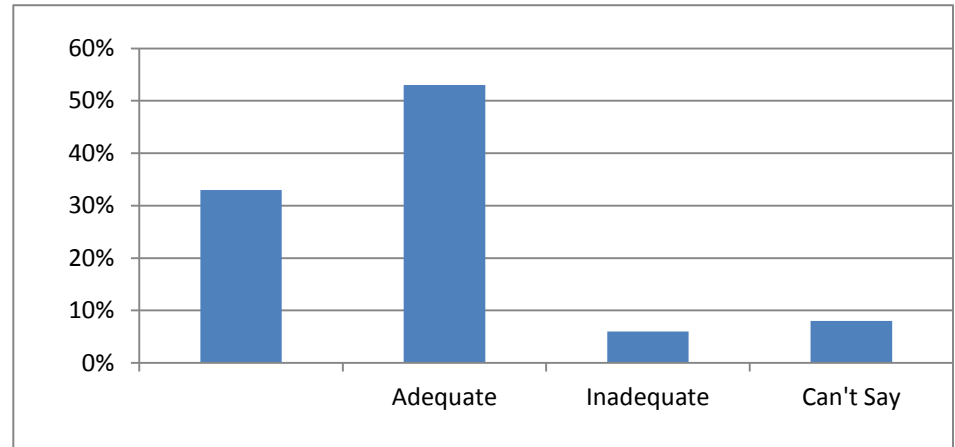
1. Students comments on syllabus

- A. Challenging 16%
- B. Adequate 76%
- C. Inadequate 2%
- D. Dull 16%



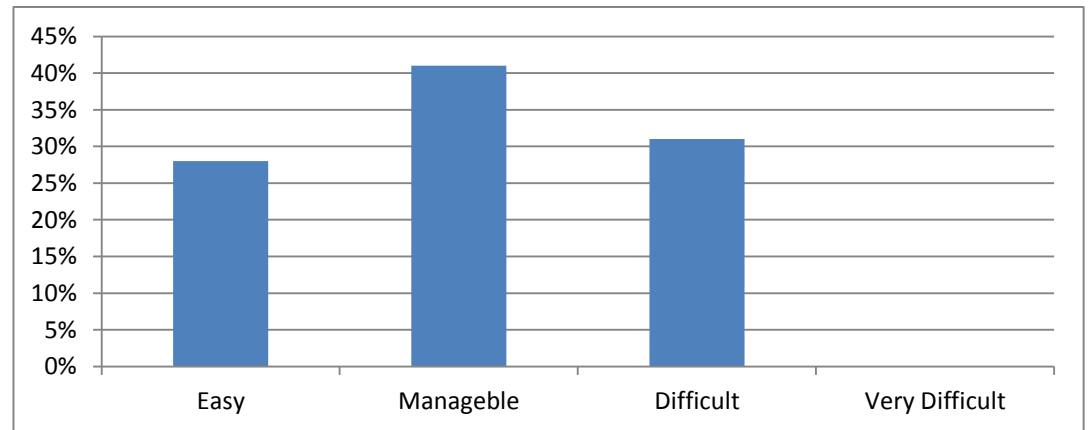
2 Views regarding the benefits of students from Course

- A. More than Adequate 33%
- B. Adequate 53%
- C. Inadequate 6%
- D. Can't Say 8%



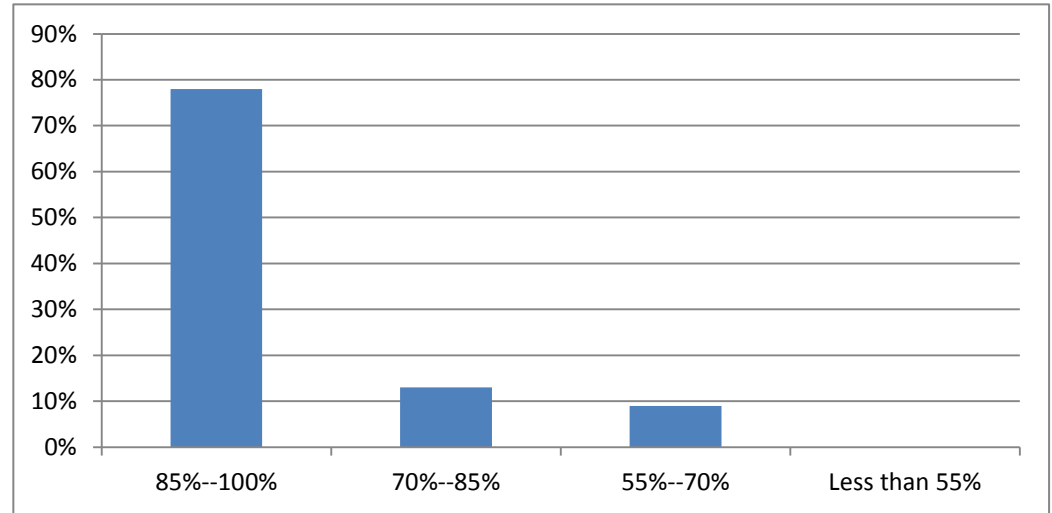
3 Students comments on course conception

- A. Easy 28%
- B. Manageable 41%
- C. Difficult 31%
- D. Very Difficult 0%



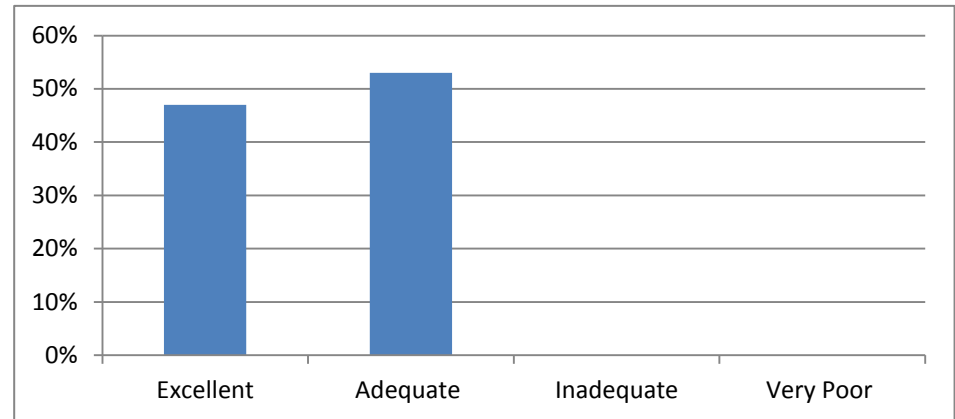
4 Students' opinion on coverage of syllabus

- A. 85%-100% 78%
- B. 70%--85% 13%
- C. 55%--70% 9%
- D. Less than 55% 0%



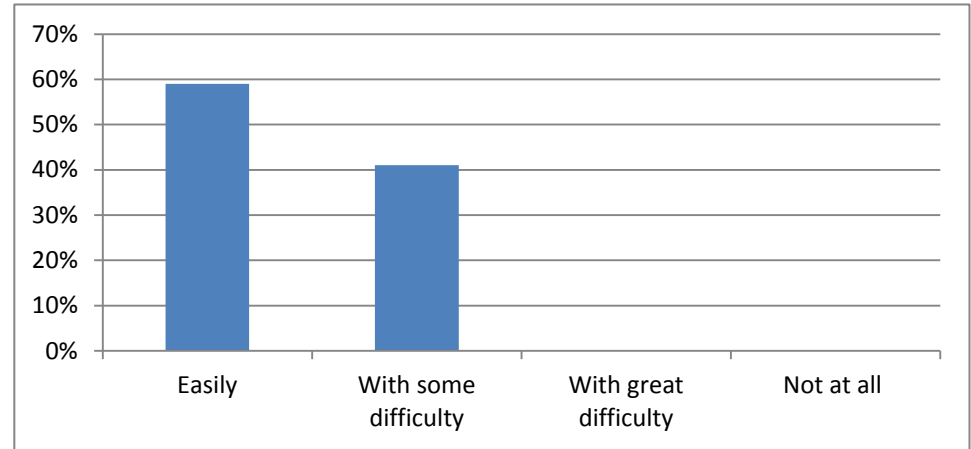
5 Comments of students on material and library facility

- A. Excellent 47%
- B. Adequate 53%
- C. Inadequate 0%
- D. Very Poor 0%



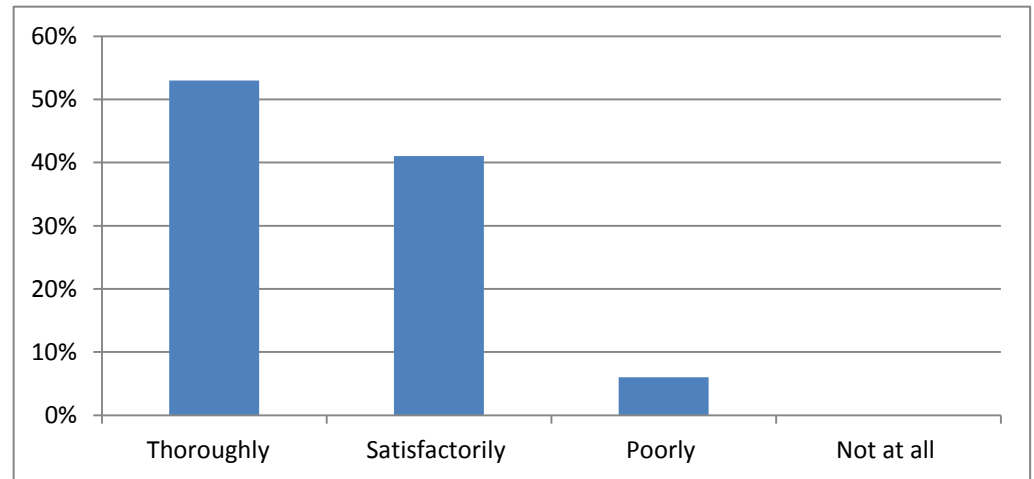
6 Students' view on accessibility of prescribe reading in library

- A. Easily 59%
- B. With some difficulty 41%
- C. With great difficulty 0%
- D. Not at all 0%



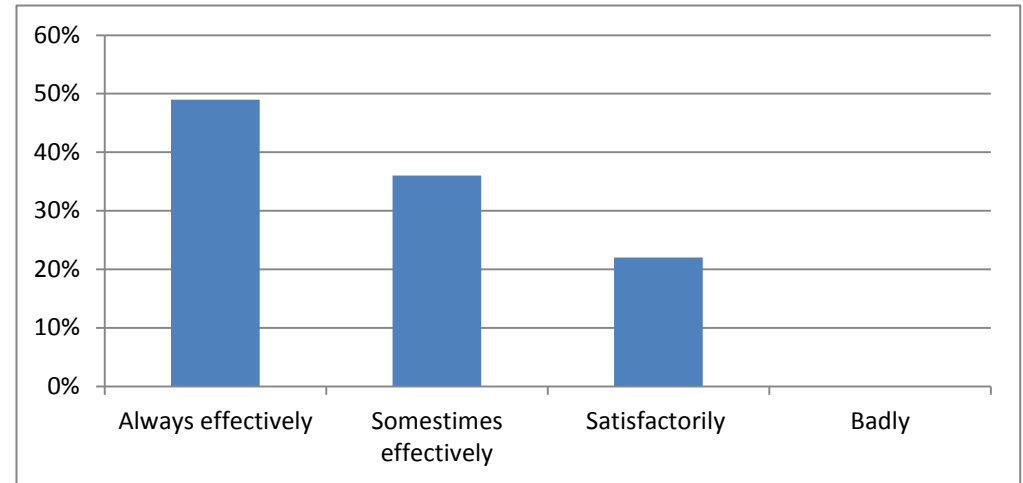
7 Teacher's preparation for classes

- A. Thoroughly 53%
- B. Satisfactorily 41%
- C. Poorly 6%
- D. Not at all 0%



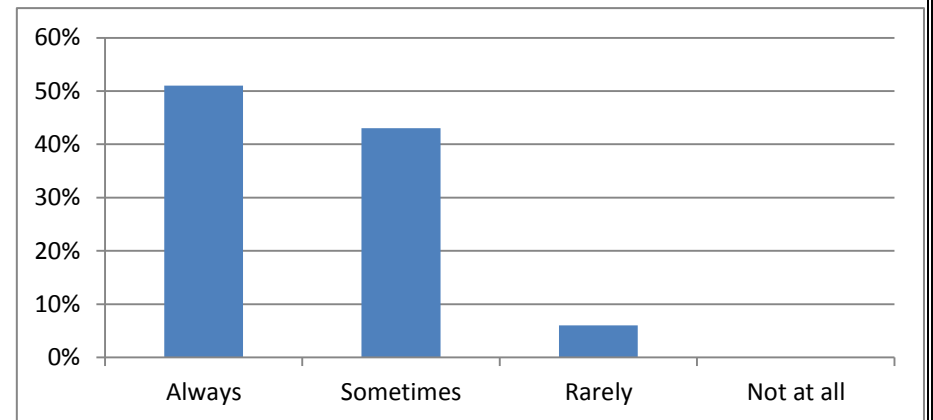
8 Teacher's communication with students

- A. Always effectively 49%
- B. Sometimes effectively 36%
- C. Satisfactorily 22%
- D. Badly 0%



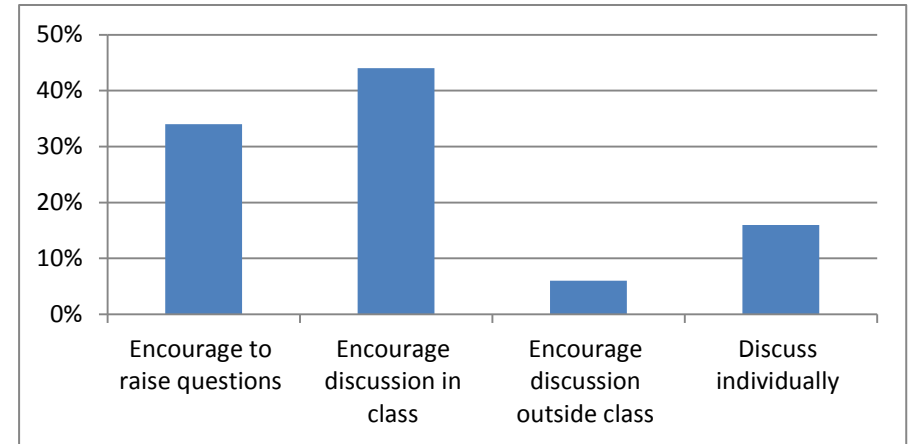
9 Opinion of students on teacher's encouragement for participating in class

- A. Always 51%
- B. Sometimes 43%
- C. Rarely 6%
- D. Not at all 0%



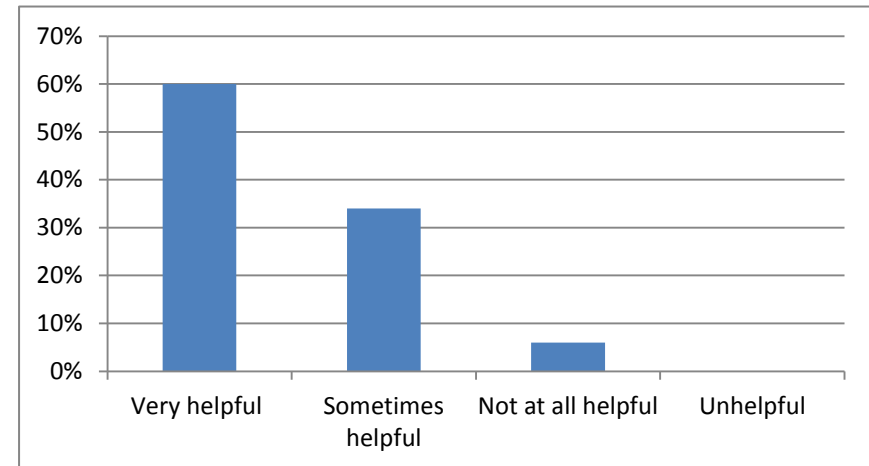
10 Students comment on methods of teacher's encouragement in class

- A. Encourage to raise questions 34%
- B. Encourage discussion in class 44%
- C. Encourage discussion outside class 6%
- D. Discuss individually 16%



11 View of students on teacher's advice

- A. Very helpful 60%
- B. Sometimes helpful 34%
- C. Not at all helpful 6%
- D. Unhelpful 0%



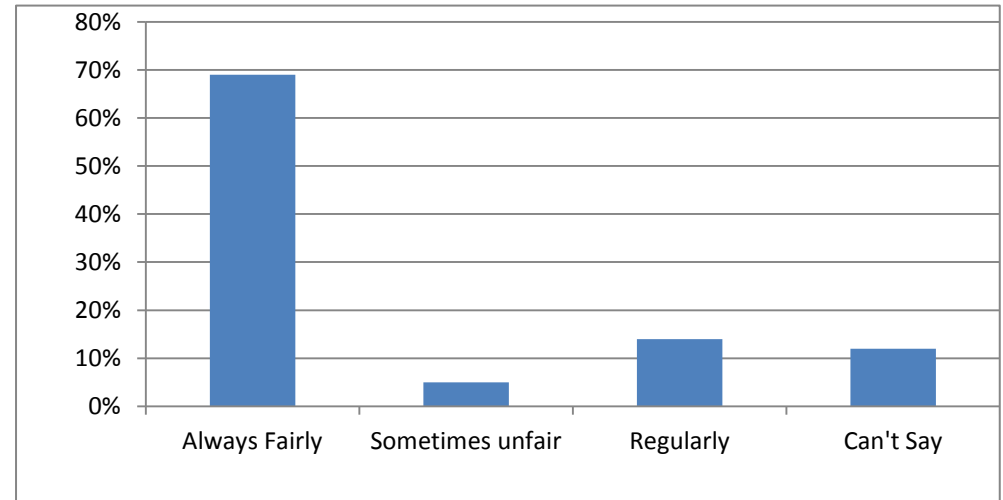
12 Student's comments teachers' approach

- A. Courteous 56%
- B. Sometimes rude 35%
- C. Indifferent 0%
- D. Can't Say 9%



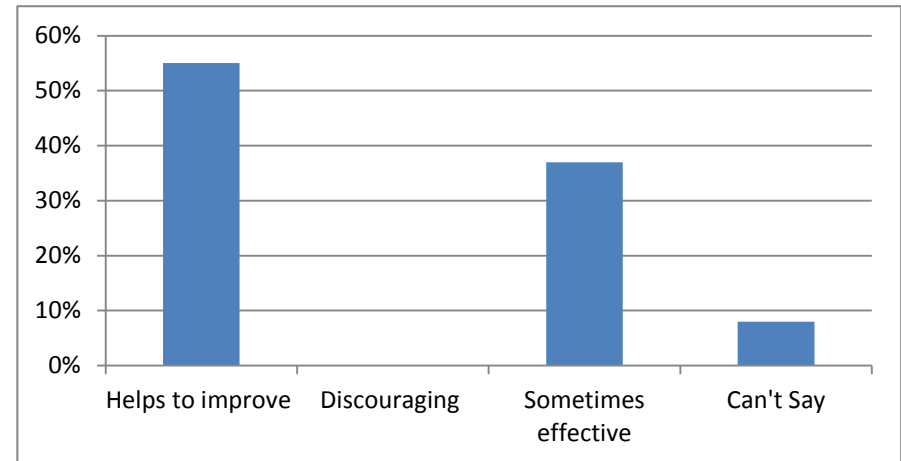
13 Comments of students on internal assessment

- A. Always Fairly 69%
- B. Sometimes unfair 5%
- C. Regularly 14%
- D. Can't Say 12%



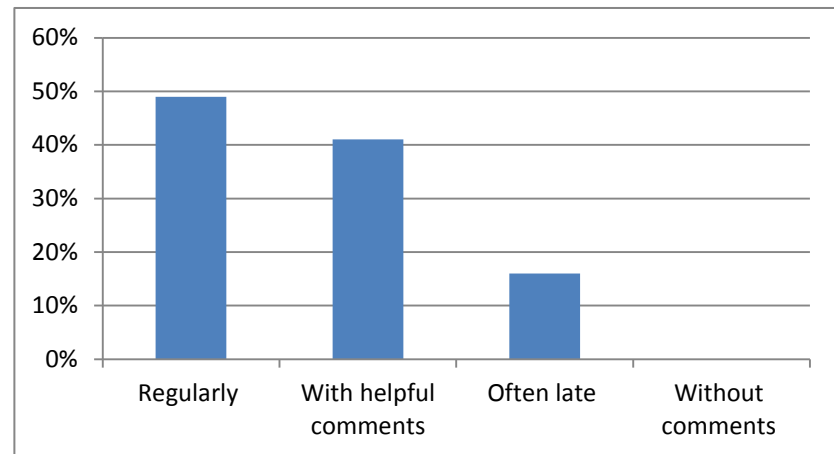
14 Views of students on effect of internal assessment on course grade

- A. Helps to improve 55%
- B. Discouraging 0%
- C. Sometimes effective 37%
- D. Can't Say 8%



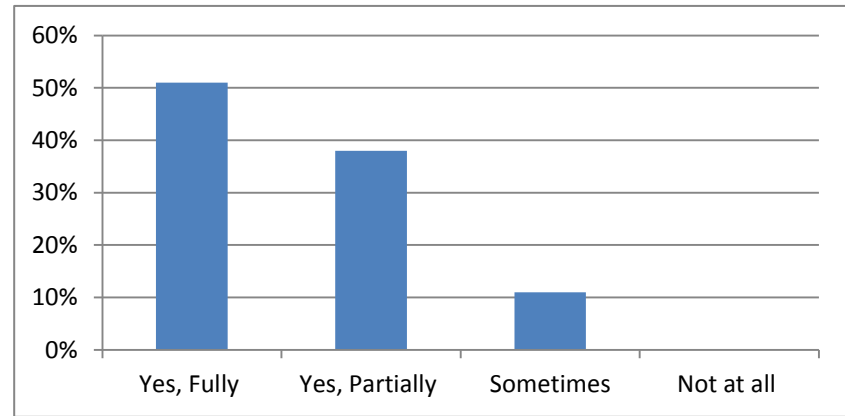
15 Teachers' feedback on students' performance

- A. Regularly 49%
- B. With helpful comments 41%
- C. Often late 10%
- D. Without comments 0%



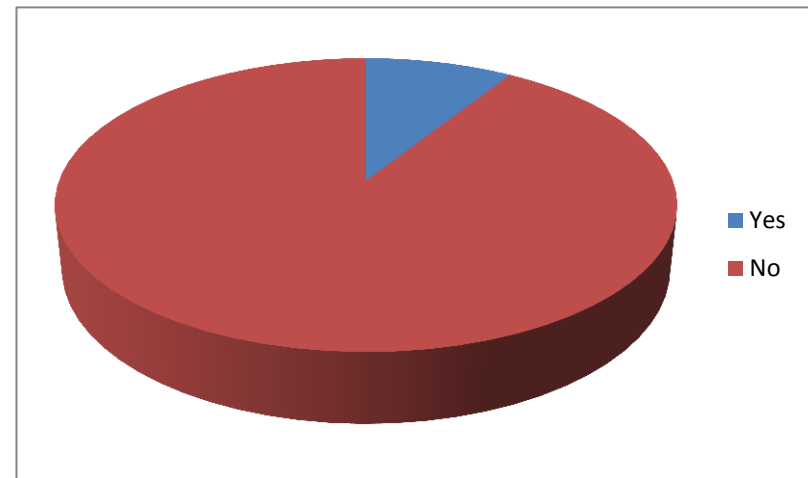
16 Regarding teachers' discussion on assignment with students

- A. Yes, Fully 51%
- B. Yes, Partially 38%
- C. Sometimes 11%
- D. Not at all 0%



17. Course contributory lecture

- A. Yes 9%
- B. No 91%



SUMMARY OF THE STUDENTS' FEEDBACK ANALYSIS REPORT

The Feedback Performa for students includes five dimensions namely Curriculum, Teachers and Information Resources of the college having with 17 attributes. A total number of 160 B A 6th Semester sample students' feedback has been analyzed during the session 2018-2019. Regarding syllabus, 76% students opined that it is adequate, 16% expressed their view as challenging and dull respectively. Majority (53%) of the students recorded their comments as adequate and more than adequate in connection with benefits from course curriculum. In addition, 41% students viewed that conception of the course is manageable, 31% of students responded as difficult and rest 28% as easy. Moreover, 78% students commented that the teacher covers 85%--100% courses, 13% students expressed that the teacher covers 70%--85%. In addition, 53% and 47% students responded that the material and library facilities of the college are adequate and excellent respectively. Majority of the students i.e. 59% easily and 41% with some difficulty can access the prescribe reading of library. However, 53%, 41%, 6% students commented that the teacher prepare for class thoroughly, satisfactorily and poorly respectively. In addition, the teachers communicated with students always effectively, sometimes effectively and satisfactorily as per 53%, 41% and 6% student's responses respectively. Moreover, regarding teachers' encouragement in class, 51%, 43% and 6% responded as always, sometimes and rarely respectively. Majority of the students i.e. 44% commented that the teacher encourage the students in class and 34% students opined that the teacher encourage in class through raising questions in class and 16% encourages the students through discussion individually with them. However, 60% students commented that teachers' advice is very helpful, 34% students opined that it is sometimes helpful and 6% students commented as not at all helpful. With regard to teachers' approach apparent that 56%, 35% and 9% students commented as courteous, sometimes rude and can't say respectively. So far internal assessment is concerned it is apparent that 69% students are viewed as always fair and 14% students are expressed their comments as regularly fair. Only 5% students are recorded their responses as sometimes unfair and rest 12% students cannot say in this regard. Regarding

effect of internal assessment on their course grade, 55% students commented that it helps to improve course grade, 37% students responded as it is sometimes effective and remaining 8% cannot say in this connection. Moreover, 49% students commented that the teacher provide regular feedback on their performance and 41% students expressed the teacher provide feedback to them with helpful comments and rest 10% students opined that the teacher provide feedback on their performance often late. Majority of the students i.e. 51% opined that the teacher fully discusses on assignments with students and 38% commented that the teacher partially discusses with on their assignments. Only 11% students said that the teacher sometimes discusses on assignments with them. Thus, the students' feedbacks regarding all dimensions having 17 attributes are found in positive and satisfactory direction.

Report on Analysis of Parents' Feedback

Session: 2018-2019



Submitted By

Feedback Analysis Committee

KHAGARIJAN COLLEGE


NAGAON: ASSAM

FEEDBACK COMMITTEE


The Feedback Analysis Committee constituted with following members

1. Sri Chow KotongLungking (Convener)
2. Sri RameswarKurmi (Co-Ordinator, IQAC & Member)
3. Sri Deepak Kumar Sarkar (Member)

The committee prepared its report in due time and submitted to the Internal Quality Assurance Cell, Khagarijan College, Nagaon, Assam.



Sri Chow Kotong Lungking
Convener



Sri Rameswar Kurmi
Coordinator
IQAC & Member



Sri Deepak Kumar Sarkar
Member

INTRODUCTION

Feedback is a basic measure to assess the overall standard of an educational institution. It is an essential part of education and training programmes. It may help educational the administrator in improvement of educational facilities and teaching learning process. Therefore, feedback analysis is carried out in the year 2019 for the improvement of curriculum and academic atmosphere of the institution.

METHODOLOGY

The feedback analysis committee distributed questionnaires randomly among the parents of B A6th Semester students having major in Assamese, Economics, Education, English, History and Political Science before end of the session 2019. But parents of students belonging to the department of Philosophy and Bengali were not taken into consideration in this assessment. The questionnaires include 5 parameters about the co-curricular activities and curriculum studied by their children. The questionnaires were collected from the respondents and subjected to analysis.

ANALYSIS OF FEEDBACKFROM PARENTS

The prescribed feedback forms with 5 parameters on curriculum and co-curricular activities were collected from the parents of B A6th Semester students. The feedbacks of the parents have been analyzed as follows:

1. Holistic Development of Students through Co-Curricular Activities:

Generally an educational institution ensures Holistic Development of students through co-curricular activities. 57% of the parents expressed that the college ensured a very good number co-curricular activities and only 20% parents opined that the college authority provided an excellent number of co-curricular activities for holistic development of the students.

Table No: 1

| Parameters | Responses | | | | |
|---|-----------|-----------|------|---------|------|
| | Excellent | Very Good | Good | Average | Poor |
| Holistic Development of Students through Co-Curricular Activities | 20% | 57% | 23% | 0% | 0% |

Table No: 2

2. Academic Flexibility in curriculum for choosing course or electives:

The students should get opportunities of choosing courses or electives for their career advancement. Majority of the parents (60%) and only 3% commented that there is an academic flexibility in the curriculum.

| Parameters | Reponses | | | | |
|---|-----------|-----------|------|---------|------|
| | Excellent | Very Good | Good | Average | Poor |
| Academic Flexibility in curriculum for choosing course or electives | 3% | 60% | 27% | 10% | 0% |

Table No: 3

3. Curriculum Promoting Entrepreneurship among Students:

Regarding entrepreneurship, 50% parents expressed that course of curriculum is “Good” enough in promoting entrepreneurship among the students. Only 23% parents respond as “Very Good” that student’s entrepreneurship is ensured by course curriculum of the college.

| Parameters | Reponses | | | | |
|--|-----------|-----------|------|---------|------|
| | Excellent | Very Good | Good | Average | Poor |
| Curriculum promoting Entrepreneurship among Students | 0% | 23% | 50% | 27% | 0% |

4. Preparing Students for future life through

Curriculum:

Curriculum is an integral part of any educational system. It helps the students to prepare themselves for future life. Majority of the Parents (53%) commented as “Very Good” regarding prevailing curriculum of the college leading to preparing students for future life.

Table No: 4

| Parameters | Responses | | | | |
|---|-----------|-----------|------|---------|------|
| | Excellent | Very Good | Good | Average | Poor |
| Preparing Students for future life through Curriculum | 13% | 53% | 17% | 10% | 7% |

Table No: 5

5. Outcome based Curriculum and attaining outcome through various Courses:

From the Table No-4 it is evident that 50% parents respond as “Very Good” and 33% respond as “Good” regarding attaining the outcome of curriculum through various courses offered by the college.

| Parameters | Responses | | | | |
|--|-----------|-----------|------|---------|------|
| | Excellent | Very Good | Good | Average | Poor |
| Outcome based Curriculum and attaining outcome through various Courses | 0% | 50% | 33% | 13% | 1% |

Report on Analysis of Alumni Feedback

Session: 2018-2019



Submitted By

Feedback Analysis Committee

KHAGARIJAN COLLEGE

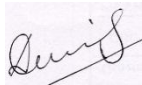
NAGAON: ASSAM

FEEDBACK COMMITTEE

The Feedback Analysis Committee constituted with following members:

1. Sri Chow Kotong Lungking (Convener)
2. Sri Rameswar Kurmi (Coordinator, IQAC & Member)
3. Sri Deepak Kumar Sarkar (Member)

The committee prepared its report in due time and submitted to the Internal Quality Assurance Cell, Khagarijan College, Nagaon, Assam.



Sri Chow Kotong Lungking
Convener



Sri Rameswar Kurmi
Coordinator
IQAC & Member



Sri Deepak Kumar Sarkar
Member

INTRODUCTION

Feedback is a basic measure to assess the overall standard of an educational institution. It is an essential part of education and training programmes. It may help educational the administrator in improvement of educational facilities and teaching learning process. Therefore, feedback analysis is carried out during the year 2018-2019 for the improvement of curriculum and academic atmosphere of the institution.

METHODOLOGY

The feedback analysis committee distributed 30 questionnaires randomly among the alumni. The questionnaires include 5 parameters on educational atmosphere and physical facilities of the college. The questionnaires were collected from the respondents and subjected to analysis. A simple statistical method is applied in analysis of data.

ANALYSIS AND INTERPRETATION OF DATA

The prescribed feedback forms with 5 parameters on the educational atmosphere and physical facilities of the college were collected from the alumnus. The feedbacks of the alumni have been analyzed as follows-

1. Transparency of Admission Procedure:

Table No: 1

| Parameters | Responses | | | | |
|-------------------------------------|-----------|-----------|------|------|------|
| | Excellent | Very Good | Good | Fair | Poor |
| Transparency of Admission Procedure | 47% | 47% | 3% | 0% | 3% |

From Table No-1 it is apparent that 47% alumni viewed that the admission procedure of the college is transparent. Only 3% alumni are not satisfied with the admission procedure of the college.

2. Academic Environment of the college:

Table No-2

| Parameters | Responses | | | | |
|-------------------------------------|-----------|-----------|------|------|------|
| | Excellent | Very Good | Good | Fair | Poor |
| Academic Environment of the college | 30% | 67% | 3% | 0% | 0% |

The Table No-2 shows that majority number of respondents responds (67%) that the Academic Environment of the college is conducive for academic pursuits and progress of the students.

3. Infrastructural Facilities:

Table No-3

| Parameters | Responses | | | | |
|----------------------------|-----------|-----------|------|------|------|
| | Excellent | Very Good | Good | Fair | Poor |
| Infrastructural Facilities | 0% | 67% | 33% | 0% | 0% |

Buildings, classrooms, laboratories and equipments are crucial elements of learning environments in schools as well as higher educational institutions also. The above data make it cleared that the infrastructural facilities of the college are ‘Very Good’and ‘Good’ according to respondents (67% and 33%) respectively.

4. Library Facility:

Table No-4

| Parameters | Responses | | | | |
|------------------|-----------|-----------|------|------|------|
| | Excellent | Very Good | Good | Fair | Poor |
| Library Facility | 13% | 27% | 60% | 0% | 0% |

The primary purpose of the library is to provide resources and services in a verity of media to meet the needs of individuals and groups for education, information and personal development including recreation and leisure. In this regard, majority of the alumni (60%) opined that the library facility of the college is ‘Good’ and only 13 % responded as ‘Excellent.’

5. Quality of Faculty and Teaching:

Table No-5

| Parameters | Responses | | | | |
|---------------------------------|-----------|-----------|------|------|------|
| | Excellent | Very Good | Good | Fair | Poor |
| Quality of Faculty and Teaching | 23% | 77% | 0% | 0% | 0% |

From Table No-5 it is apparent that majority number of respondents responds (77%) the quality of teacher and teachings 'Very Good' and less number of respondents (23%) respond as 'Excellent'.

6. Support from Administration:

Table No-6

| Parameters | Responses | | | | |
|-----------------------------|-----------|-----------|------|------|------|
| | Excellent | Very Good | Good | Fair | Poor |
| Support from Administration | 3% | 30% | 67% | 0% | 0% |

The college administration provides sufficient support to the students which are apparent from the above Table No-6

7. Examination and Evaluation System:

Table No-7

| Parameters | Responses | | | | |
|-----------------------------------|-----------|-----------|------|------|------|
| | Excellent | Very Good | Good | Fair | Poor |
| Examination and Evaluation System | 3% | 37% | 60% | 0% | 0% |

From Table No-7 it reveals that the examination and evaluation of the college is satisfactory.

8. Facility of Co-Curricular Activities:

Table No-8

| Parameters | Responses | | | | |
|--------------------------------------|-----------|-----------|------|------|------|
| | Excellent | Very Good | Good | Fair | Poor |
| Facility of Co-Curricular Activities | 0% | 20% | 80% | 0% | 0% |

Co-curricular activities in the colleges help students for sharpen their communication skills, expression skills, public speaking, participation, and sense of belongingness through different types of activities like debates, extempore, recitation etc. It is evident from the above table that 80% alumni recorded their responses as ‘Good’ and 20% ‘Very Good’ regarding co-curricular activities provided by the college.

9. Canteen Facility:

Table No-9

| Parameters | Responses | | | | |
|-------------------------|-----------|-----------|------|------|------|
| | Excellent | Very Good | Good | Fair | Poor |
| Canteen Facility | 0% | 10% | 13% | 50% | 27% |

The responses of the Alumni recorded as Poor (27%), Fair (50%), Good (13%), Very Good (10%) and Excellent (0%). From the above, it reveals that majority numbers of respondents are not satisfied with the college canteen facility.

10. Overall Rating of the College:

Table No-10

| Parameters | Responses | | | | |
|--------------------------------------|-----------|-----------|------|------|------|
| | Excellent | Very Good | Good | Fair | Poor |
| Overall Rating of the College | 0% | 60% | 40% | 0% | 0% |

The above reveals that 60% alumni were responded as ‘Very Good’ and rest 40% alumni were responded as ‘Good.’

Analysis of Feedback from Alumni and Parents

The Alumni Association and the Parent-Teacher Association of the college are very hands-on and vivacious. They take part actively in functioning and development activities of the college. Both the bodies (Alumni and Parents body) have two parts- institutional and extended. The institutional part of the Alumni Association comprised of the teachers and employees who were ex-students of the college. Likewise, the institutional part of Parent-Teacher Association includes the teachers. There is a very hale and hearty cooperation and coordination between the two parts in all matters relating to the college.

The feedback form were despatched by the respective students to their respective parents to collect feedback regarding the facilities and other aspects offered by the college in various dimensions. Two members from parents are included as members of the Governing Body of the college in each every three years, who are appointed by the DHE, Govt. of Assam, where they get ample opportunities for expressing their feedback as well as valuable suggestions. So far the feedback of parents for 2018-2019 sessions is concerned, majority of the parents expressed their satisfaction and thanked the college.
