

REPORT ON FEEDBACK ANALYSIS

SESSION: 2018



**SUBMITTED BY
FEEDBACK COMMITTEE**

**KHAGARIJAN COLLEGE
NAGAON: ASSAM**

THE FEEDBACK COMMITTEE

The Feedback Committee of Khagarijan College, Nagaon consists of the following members:

1. Sri Chow Kotong Lungking (Convenor)
2. Sri Rameswar Kurmi (Member , IQAC Coordinator)
3. Dr. Deepak Kumar Sarkar (Member)
4. Umme Salam (Member)

The committee prepared the report on feedback analysis in due time and is attached herewith.

Chow Kotong Lungking

Rameswar Kurmi

Dr. Deepak Kumar Sarkar

Umme Salam

INTRODUCTION

To rate an institution, the feedback is utmost necessary. Moreover, it is an integral part of educational institutions to have feedback analysis. It helps the institution to formulate planning both for teachers and students to make best use of their ability at different stages of teaching-learning process. Feedback enhances the quality of teachers and students as well. So, the IQAC of Khagarijan College along with the Feedback Committee used to analyze the feedback collected from the 6th semester students each year for betterment of the institution.

METHODOLOGY

To analyze the feedback for the session of 2018 data is collected in the form of questionnaire which are distributed among the B A 6th semester students. The questionnaires include attributes the course they pursued and teaching quality of the teachers of Khagarijan College, Nagaon. The questionnaires are collected from 6th semester students and prepared for analysis.

ANALYSIS OF FEDBACK

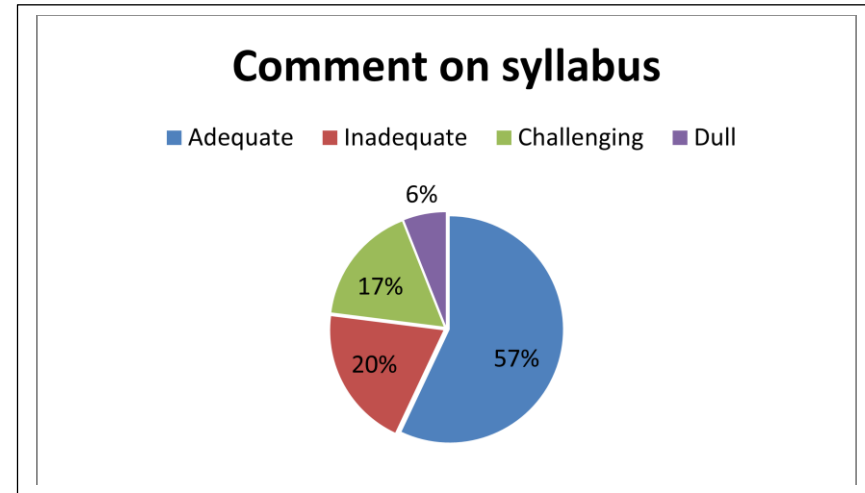
STUDENTS' OVERALL EVALUATION OF THE PROGRAMME AND TEACHING:

The prescribed format of the feedback consists of the B A 6th Semester students of the Deptt. of Assamese, Bengali, English, Economics, Education, , History, Political Science, Logic and Philosophy. Though the college do not have major in Philosophy and Bengali yet the students of the concerned department has been taken in consideration for feedback analysis. The analyses of the feedback are as follows:-

The prescribed feedback form with 17 attributes for course Content and teaching quality were collected from BA 6th Semester (Major & General) students. The assessment of The students have been analyzed as follows:-

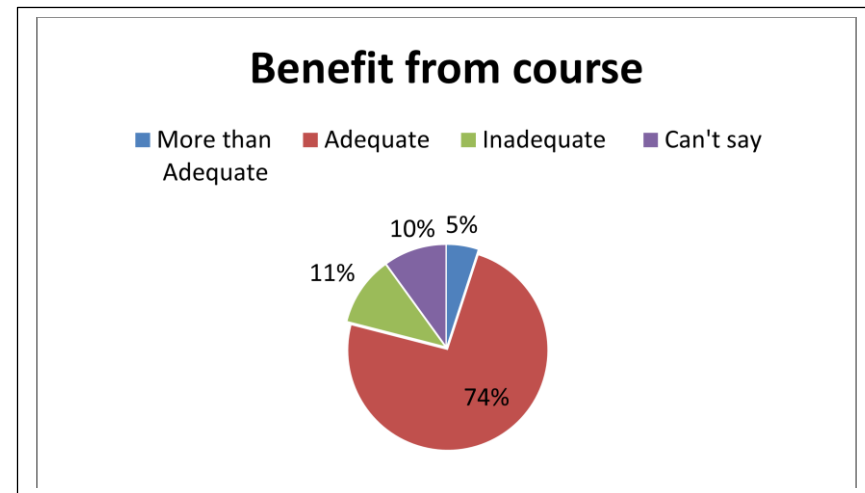
1. Regarding the syllabus the students commented as :

| | |
|----------------|-----|
| A. Adequate | 57% |
| B. Inadequate | 20% |
| C. Challenging | 17% |
| D. Dull | 6% |



2. Regarding the benefit from the course, students commented as :

| | |
|-----------------------|-----|
| A. More than Adequate | 5% |
| B. Adequate | 74% |
| C. Inadequate | 11% |
| D. Can't say | 10% |

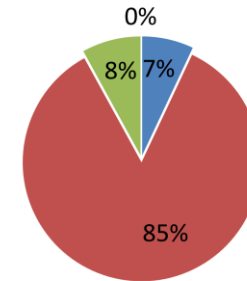


3. Whether the course was easy or difficult to understand, Comments of students as:

| | |
|-------------------|-----|
| A. Easy : | 7% |
| B. Manageable | 85% |
| C. Difficult | 8% |
| D. Very difficult | 0% |

Comment on status of course

■ Easy ■ Manageable ■ Difficult ■ Very difficult

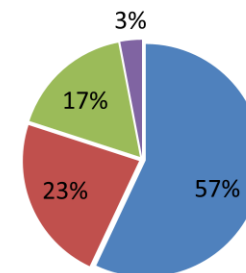


4. Comments of the students about the coverage of the Syllabus in the class was:

| | |
|-------------------|-----|
| A. 85 To 100% : | 57% |
| B. 70 To 85%: | 23% |
| C. 55 To 70%: | 17% |
| D. Less than 55%: | 3% |

Coverage of course

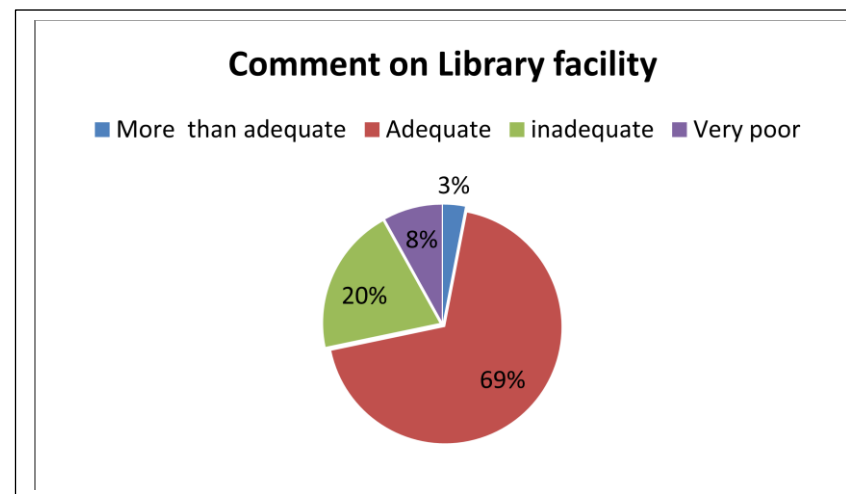
■ 85 to 100% ■ 70 to 85% ■ 55 to 70% ■ Less than 55%



5. Regarding the materials and facilities of library, students

Commented as such:

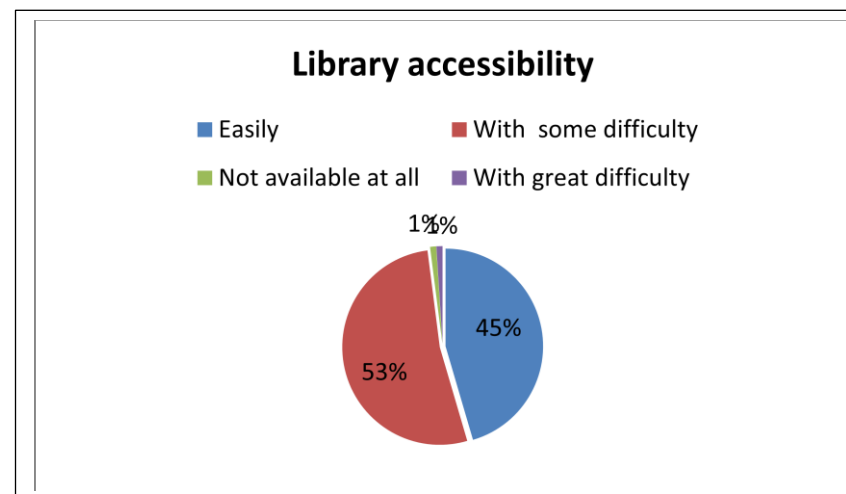
- A. More than adequate :3%
- B. Adequate :69%
- C. Inadequate :20%
- D. Very poor :8%



6. Whether students got the materials for the prescribed

Readings

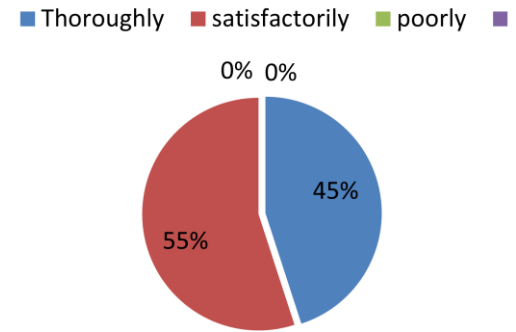
- A. Easily : 45%
- B. With some difficulty : 52%
- C. Not available at all :1%
- D. With great difficulty : 1%



7. How did the teacher prepare for the classes?

- A. Thoroughly : 45%
- B. Satisfactorily : 55%
- C. Poorly : 0%

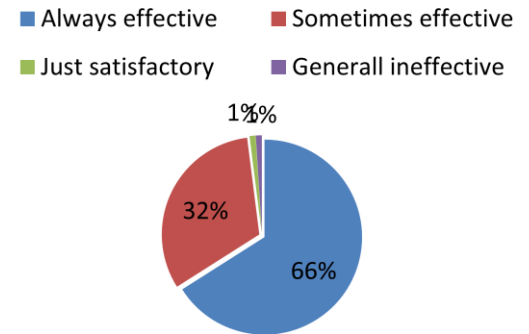
Teacher's preparation for classes



8. How well was the teacher able to communicate?

- A. Always effective : 66%
- B. Sometimes effective : 32%
- C. Just satisfactory : 1%
- D. Generally ineffective : 1%

Teacher's communication

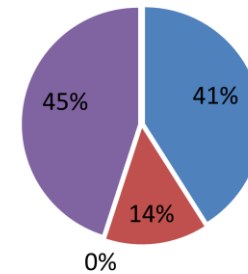


9. How far the teacher encourages student participation in class?

- A. Mostly yes : 41%
- B. Sometimes : 14%
- C. Not at all : 0%
- D. Always : 45%

Teacher's encouragement

■ Mostly yes ■ Sometimes ■ Not at all ■ Always

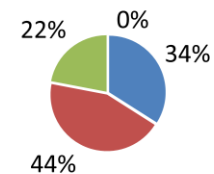


10. If yes, which of the following methods were used?

- A. Encourage to raise questions : 34%
- B. Get involved in discussion in class : 44%
- C. Encourage discussion outside class : 22%
- D. Did not encourage : 0%

How do teachers encourage students

■ Encourage to raise questions
■ Get involved in discussion in class
■ Encourage discussion outside class
■ Did not encourage

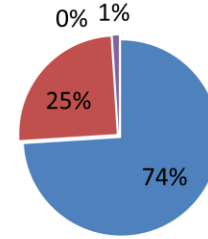


11. How helpful was the teacher in advising?

- A. Very helpful : 74%
- B. Sometimes helpful : 25%
- C. Not at all helpful : 0%
- D. Did not advise : 1%

Benefits from teachersa advice

- Very helpful
- Sometimes helpful
- Not at all helpful
- Did not advise

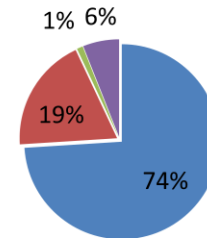


12.The teacher’s approach can best be described as?

- A. Always courteous : 74%
- B. Sometimes rude : 19%
- C. Always indifferent : 1%
- D. Cannot say : 6%

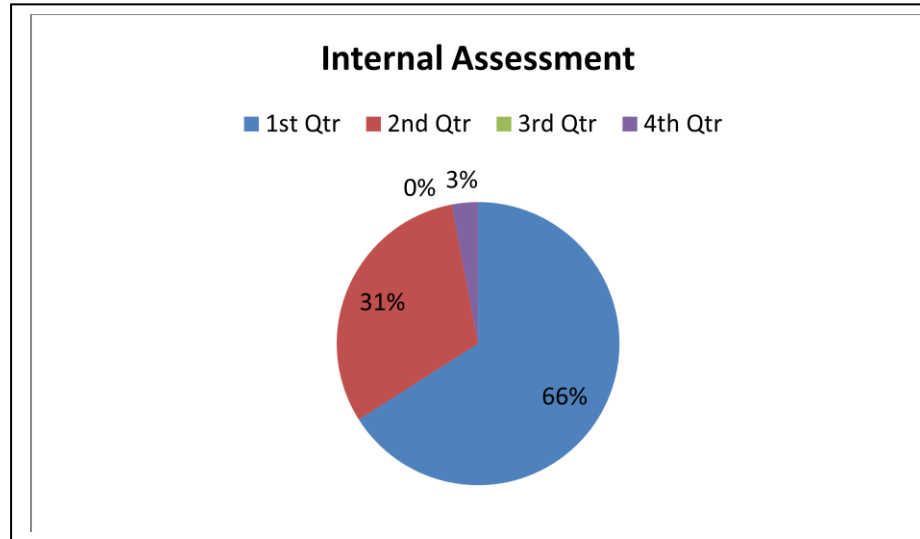
Teacher's Approach

- Always courteous
- Sometimes rude
- Always indifferent
- Can not say



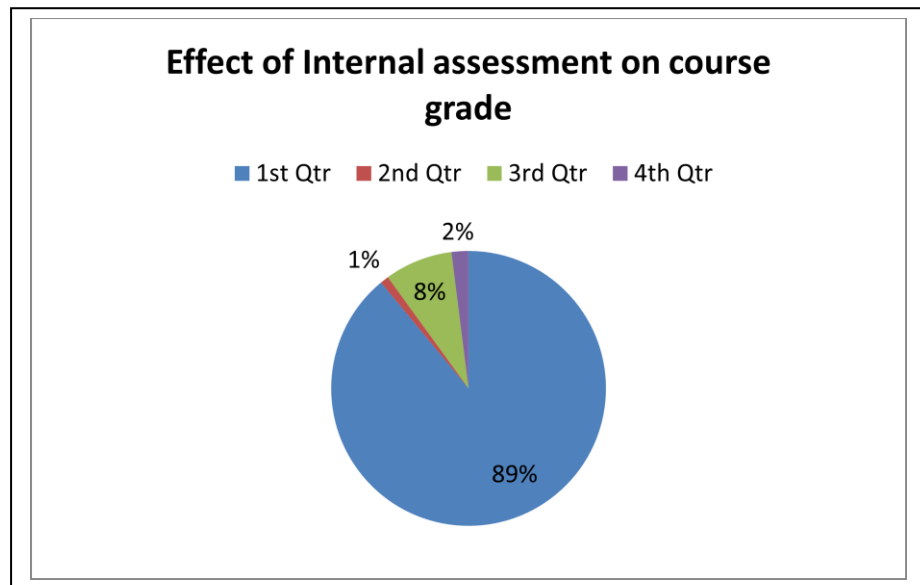
13. Internal Assessment was?

| | |
|---------------------|-----|
| A. Always fair | 66% |
| B. Sometimes unfair | 31% |
| C. Usually unfair | 0% |
| D. Sometimes fair | 3% |



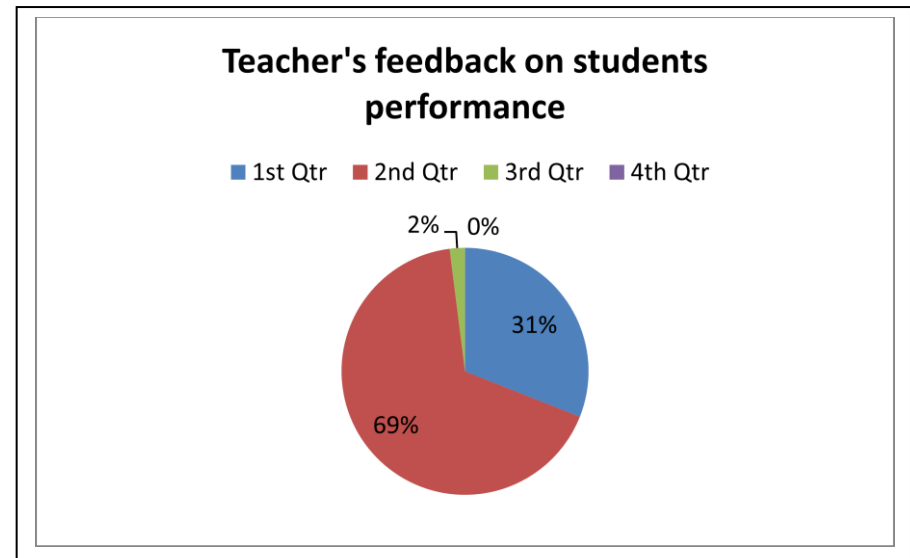
14. What effect do you think the internal assessment will have on your course grade?

| | |
|-------------------------|-----|
| A. Helps to improve: | 89% |
| B. Discouraging: | 1% |
| C. No Special effect: | 8% |
| D. Sometimes effective: | 2% |



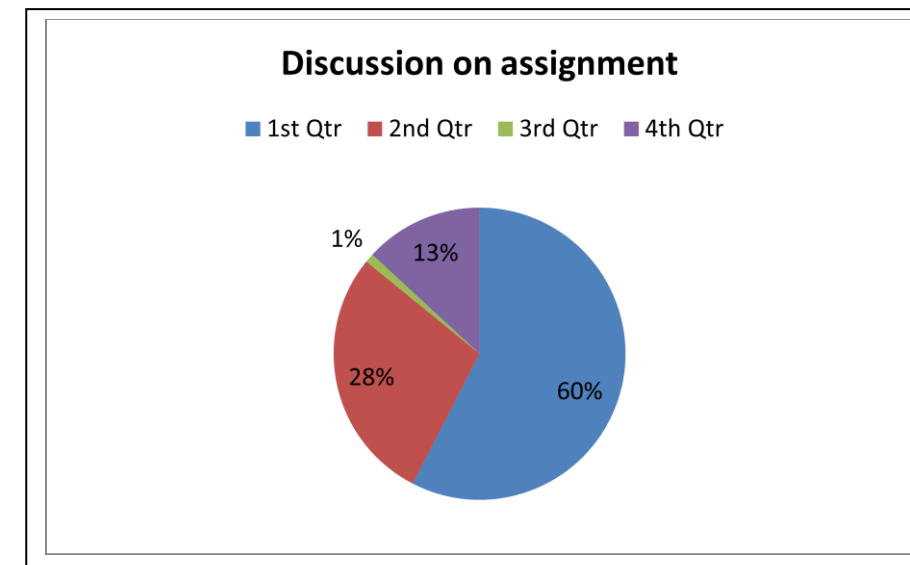
15. How often did the teacher provide feedback on your performance?

- A. Regularly/ in time: 31%
- B. With helpful comment: 67%
- C. Often late: 2%
- D. Without any comments: 0%



16. Whether your assignment discussed with you?

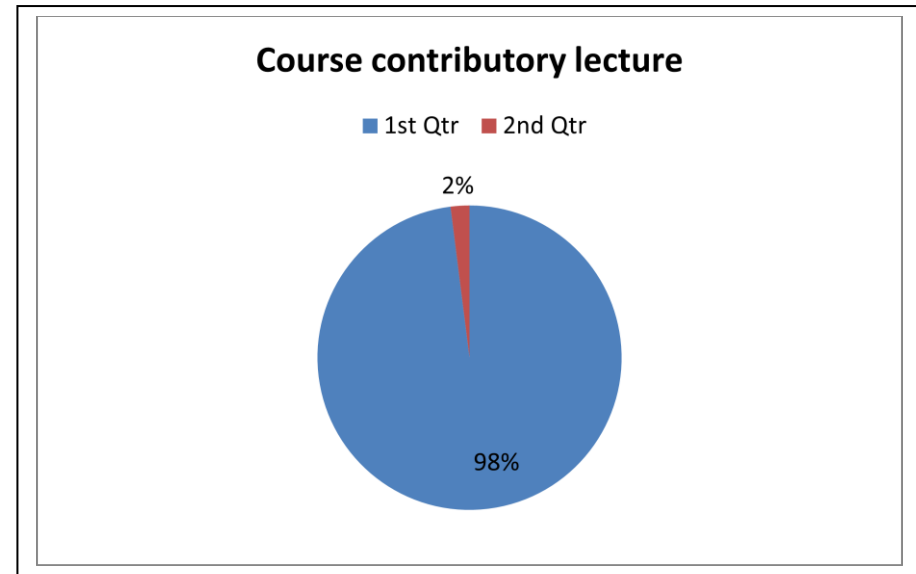
- A. Yes, fully: 57%
- B. Yes, Partly: 28%
- C. Not discussed at all: 1%
- D. Sometimes discussed: 13%



17. Whether you provided with a course contributory lecture at the beginning?

A. Yes: 98%

B. No: 2%



RESULTS

Analysis of the data revealed the comments of students on 17 attributes in the following way:

Attribute no.1: About the contents of the syllabus,

The 57% of students opined that the syllabus they studied is adequate.

Attribute no.2: About the contents of the syllabus,

69% of the students commented that have adequately benefited from the syllabus they studied.

Attribute no.3: Whether the course is easy or difficult

According to 85% of students the course is manageable

Attribute no.4: About the coverage of the syllabus

57% of the students commented that the teachers covered the syllabus about 85-100%. About 29% of students opened that the teachers covered the syllabus about 70-85%

Attribute no.5: Regarding the library

65% of the students commented that library is adequate and about 5% students mentioned that library facility is more than adequate.

Attribute no.6: About the library accessibility

According to 51% of the students, they got material from library with some difficulty, 44% students stated that they got materials easily from library.

Attribute no.7: About the preparation of teachers for the class

53% of the students commented that the teacher satisfactorily prepare reported that teachers prepared for classes thoroughly.

Attribute no.8: About the communication of the teachers

According to 60% of the students the teachers always communicated effectively with them.

Attribute no.9: About the teachers' encouragement of students' for participation in the class

Most of the students commented that teachers' always encourages then for participation in the class.

Attribute no.10: Regarding the methods used by the teachers' for encouraging students

48% of the students commented that teachers get involved in the class for encouraging students and 35% stated that they encouraged raising question in the class.

Attribute no.11 .About the helpfulness of teacher's advice

According to 71% of the students the teachers advices were very helpful.

Attribute no.12. Regarding the teachers' approach

71% of the students commented that, teachers' approach was courteous whereas 20% mentioned that sometimes they were rude.

Attribute no.13: About the internal assessment of the course

The internal assessment of the course was fair according to 66% of students and 32% stated it as sometimes unfair.

Attribute no.14: About the effects of internal assessment on the grade of the course

According to 87% students internal assessment helps to improve course grade.

Attribute no.15: About the way of providing feedback to the students by the teacher

68% students commented that teachers provide feedback with helpful comments and 30% reported that teachers provide feedback in time.

Attribute no.16: Whether teacher discussed assignment with students

The teachers fully discussed assignment with then according to 61% of students.

Attribute no.17: Whether teacher providing course contributing lecture outline at the beginning

According to 97% of students the teacher provides course contributory lecture at the beginning of the class.

It has been observed that the analysis of student's feedback shows that maximum numbers of students are satisfied with the facility in the college campus, teacher's quality, examination system, library facility etc. But a few numbers of students displays their views on college resources and facilities. Therefore, the college authority should try to channelize the needs of the students which they opined at the feedback collection.

*****++++*****